

- JANUARY 29, 2019 -

Sheep Shearing: The New Zealand Method



- PRESENTED BY -

Amber Van Hove

Barnhart Fields Farm &
Northwest Shearing

- HOSTED BY -

FACT

Food Animal Concerns Trust

Introductions



Food Animal Concerns Trust (FACT) is a national nonprofit organization that advocates for the safe and humane production of meat, milk, and eggs.



Larissa McKenna

Humane Farming Program Director

Email: lmckenna@foodanimalconcerns.org

Website: foodanimalconcernstrust.org/farmer

FACT's services for livestock and poultry farmers include:

- **Fund-a-Farmer Grants**
- **Conference scholarships**
- **Free webinars**
- **Humane Farming Mentorship Program**

Our Presenter



Amber Van Hove


SHEEP SHEARING

Wool, sheep, and everything in between...



Who am I?

www.NWshearing.com



Outline

1. Animal Welfare
2. Wool Quality & Equipment
3. Shearing Equipment & Maintenance
4. Shearing Techniques - New Zealand method
5. Questions


Animal Welfare



- Sheep respond positively to **calm** and easy handling.
- When sheep are handled calmly, quietly, and with low-stress they will respond much better to routine management tasks.
- ASIA encourages and supports scientific research to identify new ways to minimize undesirable animal stress and to improve the health and well-being of sheep.


*American Sheep Industry Association

Sheep stress signs

- Panting or increased respiratory rate
 - Tooth grinding
 - Restlessness or nervousness
 - Reduced feed consumption or grazing activity
 - Poor growth rate
 - Poor reproductive performance
- 

Sheep care

- Domestic sheep production has been part of our way of life for thousands of years.
- Sheep have been domesticated and bred to produce wool that does not naturally shed off.
- Meat and fiber sheep both require shearing. Why?
- Physical well-being: improved vision, limiting manure and dirt contamination, limiting flystrike, preventing heat exhaustion.



Shearing facility


- Clean, dry, well swept
- Holding pens to keep the sheep calm
- Release area after shearing where there is food and water

WHY?



Wool Quality

Common Contamination Sources

- Dirt
 - Vegetable matter
 - Paint
 - Polypropylene twine
 - Colored fibers
 - Tags
- 

Tables & Toss



Skirting & Handling

- Wool skirting
- Wool sorting
- Wool packaging & classing

This could be a whole other webinar!



Shearing Equipment

- Handpiece
- Combs
- Cutters
- Oil
- Comb brush
- Plywood
- First aid items (for sheep...and you!)

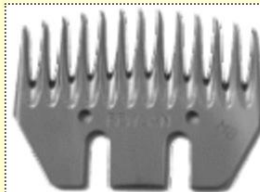
- ★ Clean, sharp and lubricated
- ★ Disinfected




Motor with drop shaft



Combs & Cutters




BEIYUAN - 76MM
MEDIUM BEVEL 13
TOOTH COMB



BEIYUAN - 77MM
MEDIUM BEVEL 20
TOOTH COMB

Ready to Shear?

- Off food and water for 8-12 hours prior
- Tools:
 - shearing equipment
 - first-aid for cuts (blu-kote)
- Designated location
- Dry sheep!




Stretch!!



New Zealand Shearing Method

Who is Godfrey Bowen?

★ Video clip



It's a Dance!

- Belly
- Crutch
- First back leg
- Undermine
- Top knot
- Neck
- First shoulder
- Long blow
- Face & last shoulder
- Flank & last leg

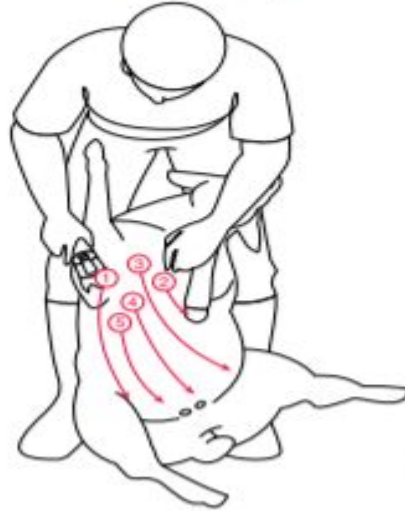


Steps 1-2

Step 1a
The Spear Belly



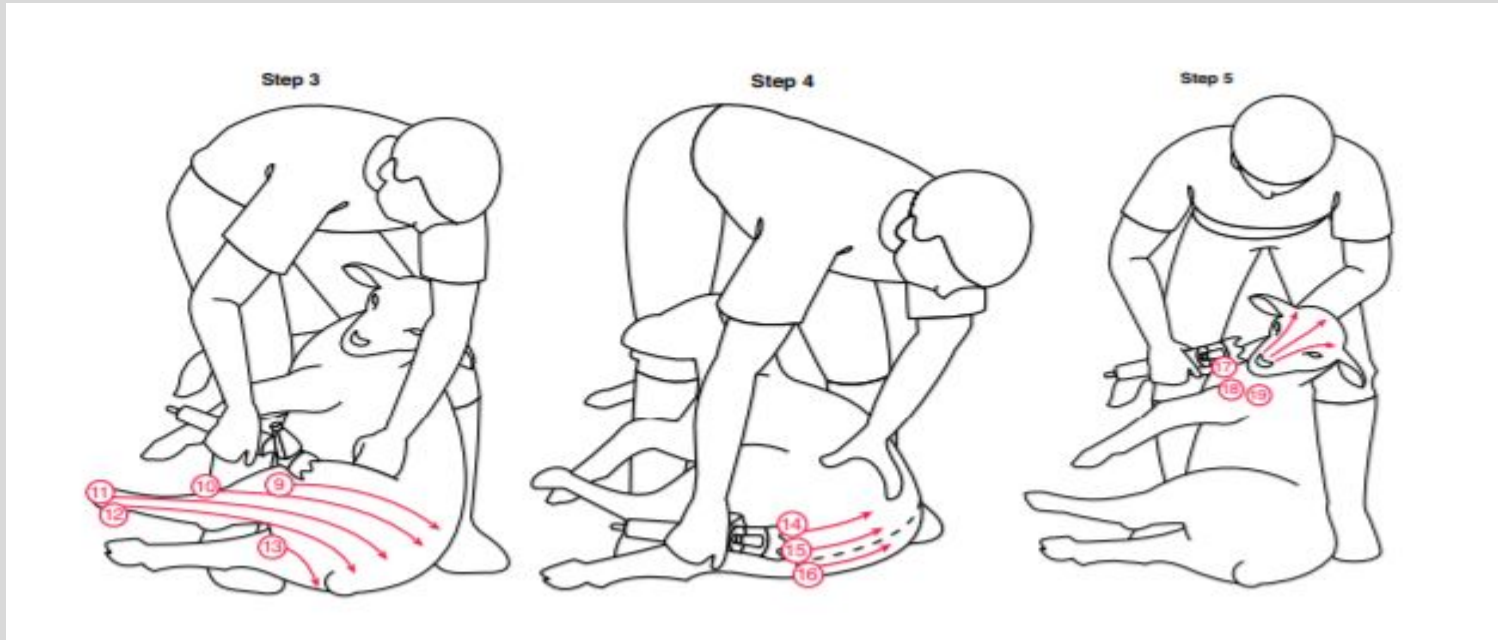
Step 1b
The Bowen Belly
Recommended for large
or full-wooled sheep.



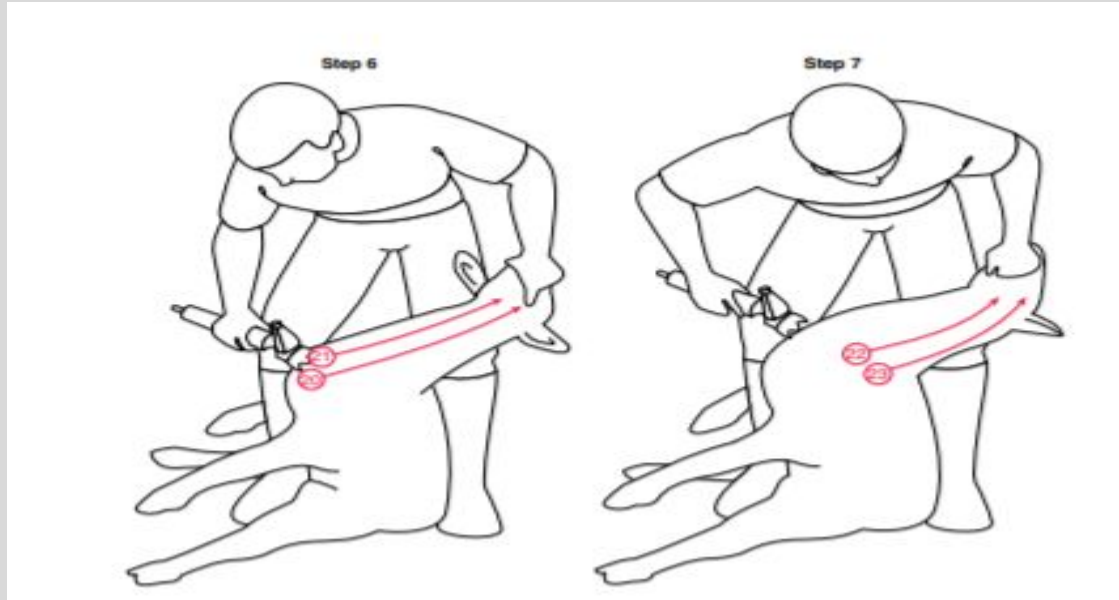
Step 2



Steps 3-5

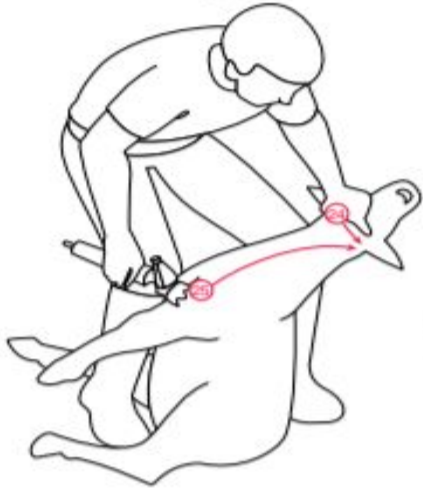


Steps 6-7



Steps 8-10

Step 8



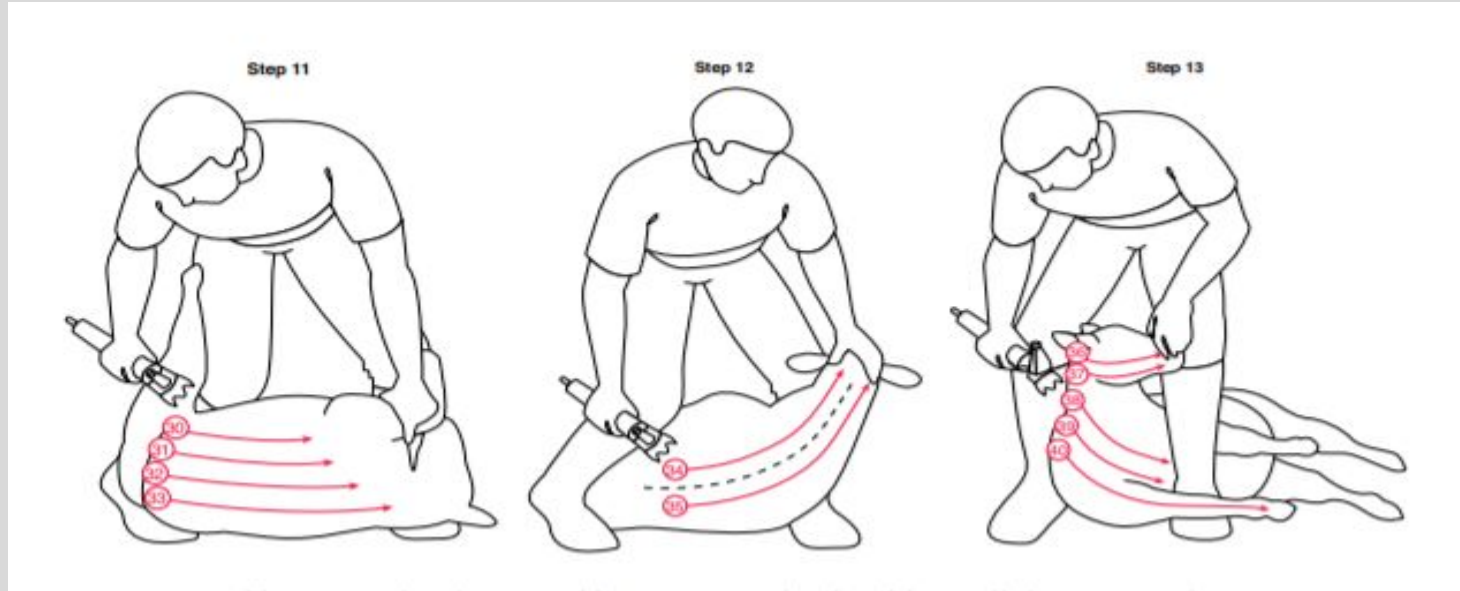
Step 9



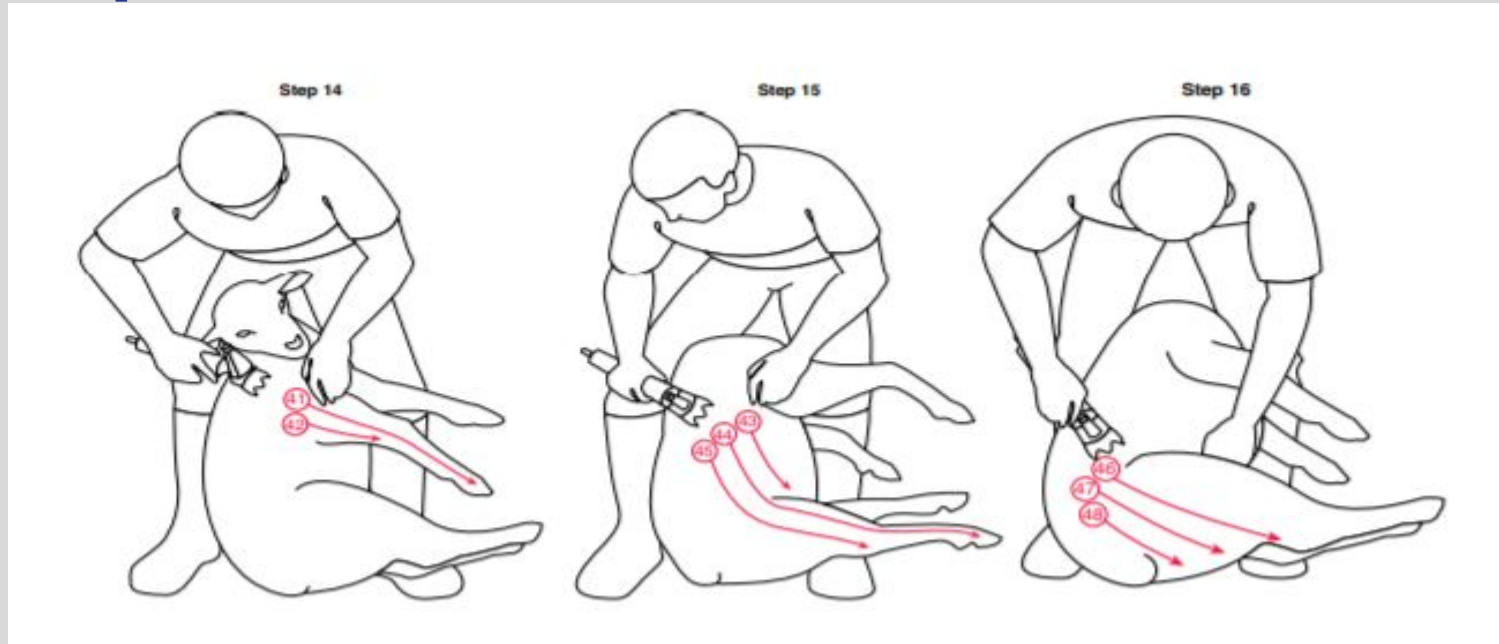
Step 10



Steps 11-13



Steps 14-16



Ram/Wether Belly



Rams and Wethers

★ **ASK FOR A SECOND PAIR OF HANDS!**

★ **SHEAR ANY WAY YOU CAN!**

Result!



SHEARING TECHNIQUES

SLICK SHEARING SHOW LAMBS

Direction of slick shearing stokes.

Do NOT shear top-notch wool.
Card this area and trim to create
balance and breed character.

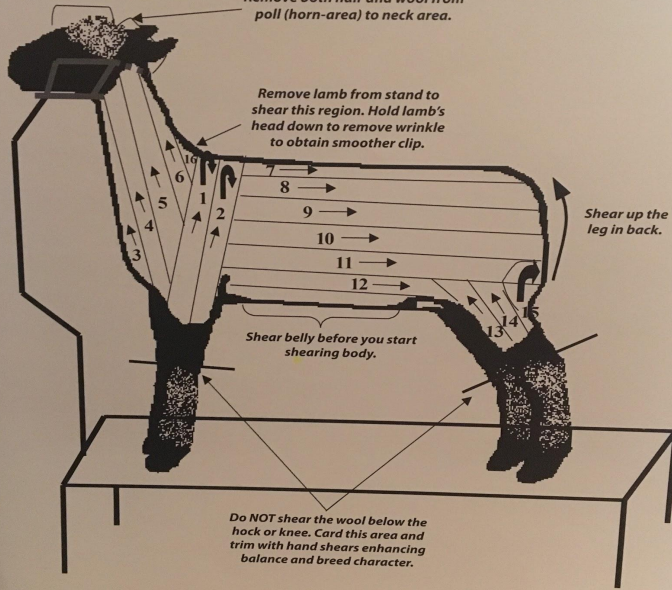
Remove both hair and wool from
poll (horn-area) to neck area.

Remove lamb from stand to
shear this region. Hold lamb's
head down to remove wrinkle
to obtain smoother clip.

Shear up the
leg in back.

Shear belly before you start
shearing body.

Do NOT shear the wool below the
hock or knee. Card this area and
trim with hand shears enhancing
balance and breed character.



WASHINGTON STATE
UNIVERSITY
EXTENSION
GRANT AND ADAMS AREA

Prepared by: Sarah M. Smith Area
Extension Agent
Animal Sciences

Slick Shearing



Stand Shearing



Alpacas and Llamas



Stand Shearing



Shearing School




Where to learn to shear?

- University Extensions
- Farm expos
- Wool exhibitions

Thank you!



Questions?



References


American Sheep Industry Association - www.sheepusa.org

Washington State Sheep Producers

California University Extension

Washington State University Extension

“Wool Away” by Godfrey Bowen



Connect with **FACT**

Food Animal Concerns Trust

Upcoming webinars

- **February 12, 19 and 26:** Three part series on how to defeat parasites in sheep and goats
- **March 6:** Making a Living Doing What You Love
- **March 13:** Pulled Pork – Mobile Housing for Pigs
- **March 19:** Managing Face Flies on Pastured Cattle

Grants, Scholarships, Mentorship & More!

- Mentorship program applications – deadline is January 31
- Scholarships accepted on an on-going basis

Sign up for emails @ foodanimalconcernstrust.org/farmer/

Join us on social media

