



On behalf of Food Animal Concerns Trust (FACT), welcome to the
Fund-a-Farmer Webinar Series

May 20, 2015

www.fundafarmer.org

(773) 525-4952

Fencing: Getting It Right



Cutler Fence, LLC

Randy Cutler

2554 County N

Milladore, WI

715-305-5670

rcutler@tznet.com

History Fencing Experience



- Grew up on a farm
- Bought home farm 1976
- Inherited bad fences
- Did my best with what I had
- Introduced to Gallagher 1986
- Started rotational grazing
- Opened a fence shop
- Started fencing 1990

Planning, Placement, and Practicality

*“Most is in the planning,
the fence company can
do the rest”*



My Ewe Lambs



Planning


- What species?
 - Sheep, beef, dairy, poultry, goats, pigs
- A bull?



Planning

What uses?

- Rotational grazing
- To a milking parlor
- Keeping things out or keeping things in?



Planning

What type of fence ?



Woven



Barbed



Wooden



Tape



HIGH TENSIL



**Chain
Link**

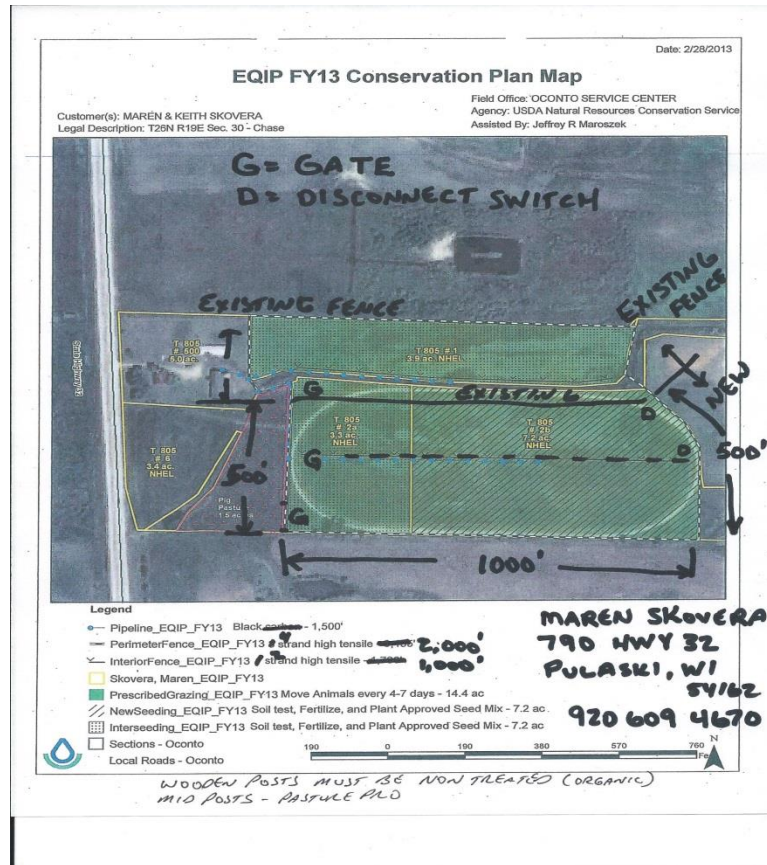
Planning– The Land

- Soils
- topography
- Legality
- Nutrient management




2. PLACEMENT- ARIEAL PHOTO

- Get dimensions'
- Locate all gates



Placement – GATES

Types, size, needs, use, movement,
people access



3 Practicality- Fence Types

Mental and Physical



HEDGE FENCE

Where's the Fence ?



Practicality Costs

1.60 per ft. for a four
strand barb




Resources

- NRCS-
<http://www.nrcs.usda.gov/wps/portal/nrcs/site/wi/home/>
- Fence Companies
- Extension
- RC & Ds

Practicality- Physical Fences



1. Pipe
2. Panels
3. Cable
4. Board
5. Vinyl
6. Woven
7. Barb
8. Hedge
9. Welded wire



Practicality- Physical Barriers

POSTS

1. Wooden

- Cedar
- LOCUST
- Osage
- Treated



2. Steel T Posts

- Weight
- Height
- coating



Physical Barriers-

Woven Wire-

○ \$2.75/foot



- Braces
- Stretching
- High tensile
- Soft wire
- Post spacing
- Gauge



Bekaert Sheep & Goat fence

- 14 Gage
- Special knot



Physical Barriers- Barbed Wire

- Number of wires
- Spacing of wires
- Number of barbs (points)
- Inches between barbs
- High Tensile verses soft wire
- Post spacing
- Vertical and horizontal direction changes



Steel pipe-welded brace



PRACTICALITY

Mental Barriers –Electric Fence

- Perimeter and interior
- Respect or revenge
- Posts NO STEEL
- Energizers
- Testers
- Remotes
- Water systems
- Reels



Mental Barriers-FENCE MATERIAL



- Portable and Poly Products
- Electrified netting fences
- Protective Coating on wire
- High tensile wire
- 4 wire \$0.80/foot
- Tensile strength
 - Electrified Woven wire

PRACTICALITY

- Floating brace and corner assemble
- Two thirds height of fence
- At least 9 feet long
- One foot square pad
- Ratchet tight brace wire




SOLAR



- TYPICALLY SELF-CONTAINED BATTERY
- RECHARGES
- HIGHLY PORTABLE
- MOST EXPENSIVE OPTION PER JOULE
- NORMALLY INTENDED FOR SMALL AREAS

What's New in electric Fence



- Remote control
- DC Chargers
- AC Chargers
- Portable Poly products





MAKING ELECTRIC Fence


- ❑ REVIEW PLAN
- ❑ PREPARE BILL OF MATERIALS
- ❑ CALL 811 DIGGERS HOT LINE
- ❑ MARK AND INSTALL CORNERS
- ❑ INSTALL HILL DIP AND CURVE POSTS
- ❑ PULL WIRE
- ❑ STRECH WIRE
- ❑ INSTALL LINE POSTS
- ❑ MAKE CONNECTIONS
- ❑ INSTALL ENERGIZER,
GROUND FIELD, LIGHTENING
PROTECTOR
- ❑ TEST



Proper Grounding



Rotational Grazing




A photograph of a grassy field with a six-strand electric fence. The fence runs diagonally from the foreground towards the background, separating a dirt path on the left from the rest of the field. The grass is green with some yellow wildflowers. The background shows a line of trees under a clear sky.

THE PERMENANT FENCE FOR GRAZING Buffalo

SIX STRAND ... 3/8" dia. electric rope



Tumble Wheel



Geared reel


Flexible verses rigid

PRACTICALITY- Mental Barriers



- Adopting fence construction to fit terrain
- Species specific designs
- Predator exclusion ?
- Compatibility with deer traffic
- Proper handling of poly products.
- Construction Cost cutting

PRACTICALITY–Mental barriers



- Voltage
- Amperage
- Positive negative system
- Maintenance
 - Heavy Brush

Check list

- ☐ Decide what kind of fence you need
- ☐ Locate an aerial map of the area to be fenced
- ☐ **Check List** (send for estimate)
- ☐ Contact a grazing specialist or a fence installer for an estimate & plan
- ☐ Research grants or cost sharing opportunities
- ☐ Approve plan/estimate
- ☐ Prepare site
- ☐ Schedule fence installation
- ☐ Call Diggers hot line three days prior
- ☐ Be available for installer
- ☐ Pay 1/2 at start, 1/2 when done

Thank you for listening**email** me
with questions...estimates... or input

CUTLER FENCE
2554 County N
Milladore, WI 54454
715-305-5670

rcutler@tznet.com

